



WATER DOG™

The Ultimate Water Trailers

Waterdog™ 1000 Series

Need even more capacity? Our 1000 gallon Water Dog™ is built tough like the WD500 but with twice the storage volume. It offers several functions including rear spray, side spray (optional), fire and garden hose hook ups, and hydrant fill. A control manifold makes it easy to operate and it's easy and stable to tow. Water Dog™ is the highest quality water trailer on the market.



Sturdy Hydrant Fill



Easy to Use Manifold



Shown with the Optional Storage Box

New and Improved Design for the Contractor Based on User Input. Only at C&I Equipment

Versatile – Dust control, concrete saws, fire control, street cleaning, water transport, ditch jetting...

Cost Effective – Avoid expensive truck rentals, Quality design eliminates downtime, easy to maintain,

User Friendly – Driver-side controls ...no need to jump over the tongue. Best if towed with a 1 ton or larger truck/pickup

Features	Applications
<ul style="list-style-type: none"> • Heavy Duty Steel High Underclearance Frame • Low Profile Tank Placement • Quality Plumbing Designed to Avoid Damage • 3/8" Thick Repairable Polyethylene Tanks • Several Spray Options • High Quality, Durable Pumps • "Break-away" Fill Prevents Tank Damage • Durable, Rugged, Dependable Trailers 	<ul style="list-style-type: none"> ▪ Dust Control and Ditch Jetting ▪ Fight Fires ▪ Wash Equipment or Machinery ▪ Spray Horse Arenas ▪ Water Trees and City Street Plants ▪ Feed Highway Equipment ▪ Water Concrete Slabs ▪ and much more...

C&I Equipment introduced the Water Dog trade name in 1990 and now "Water Dog" has become the industry recognized name for quality and reliability. We have also been referred to as the Workhorse, Water Buffalo, Water Pull, Water Wagon and Water Tank among others.

Contact us at:

www.ciequip.com

waterdog@ciequip.com




Toll Free 1.888.580.8330



Waterdog™ 1000 Specifications

Water Dog™ 1000 Water Distribution and Spraying Features		
Tank	1000 Gallon Elliptical Low Profile 3/8" Thick Polyethylene Tank 16" Manhole with 4" Vent and a Sump Drain Bottom Drain Holes for Cleaning Lid Secured with a 3/8" Diameter Steel Cable Repairable with a 3 yr Warranty	
Pump	Multiquip QP204H 2-in. Centrifugal with 142 GPM Discharge Rate	
Engine	4.0 hp Honda Engine with Low Oil Alert Shutdowns	
Control Manifold	'Simple-to-Operate' Brass Valves	
Plumbing	2" Pipe Feeding Dual Rear Spray Heads 1½" Fire Hose Hook-up Garden Hose Bib	"Break-Away" Hydrant Fill Water Hammer Prevention Valve
Water Dog™ 1000 Trailer Features		
Dimensions, LxWxH	14' 7" x 8'2" x 85"	
Frame Size	6 x 10-ft	
Underclearance	14" at Axle, No Plumbing Beneath the Trailer Deck	
Weight, Empty/Loaded	2,540 lb/10,540 lb	
GVWR	12,000 lb	
Axle	6,000 lb, Tandem	
Brakes	Electric on Both Axles	
Wheels/Tires	Eight Hole Rims / 7.50 x 16 LT	
Hitch (Coupler)	Adjustable 12,000 lb Bulldog with 2 5/16" ball	
Jackstand	Side-Mount Crank, 12,000 lb	
Suspension	5 Leaf Slipper Spring	
Frame	6" channel with Arced Cradle for the Tank	
Lights	Recessed and DOT Approved	
Safety Chains	2 with locking clevis hooks	
Water Dog™ 1000 Options		
Side Spray Attachment	Remote Control Rear or Side Spray	
Heavy Duty Hose Reel with 100' of 1" ID Hose	Lunette Eye Coupler	
Multiquip QP205SH High Pressure Pump	Fifth Wheel Trailer Mount	
Surge Brakes	Self Loading	
Expanded Metal Lockable Storage Box	Hose Packages	

Waterdog™ 1000 Configurations

Side Spray	Rear Spray	Fire Hose
<ul style="list-style-type: none"> • Optional Attachment Provides More Versatility to Water Hard-to-Reach Areas • 2-in Multiquip pump with 4 hp Honda engine 	<ul style="list-style-type: none"> • Standard Equipment on the 1,000 gal Trailer • Spray an Area ~30-ft Wide while Towing the Trailer 	<ul style="list-style-type: none"> • Equipped with a 1½" fire hose adapter and a faucet for a standard garden hose • Ideal for Equipment Washing, Ditch Jetting, Spraying Pads, Firefighting, and Many More Applications
		

Toll Free: 1-888-580-8330
 Office: (520) 579-7458
 Fax: (520) 579-7439
 Mobile: (520) 549-8056

C & I Equipment Company, Inc.
 ...a division of the API, Inc. group of companies
 1684 S. Research Loop, Suite 508
 Tucson, Arizona 85710 U.S.A

